



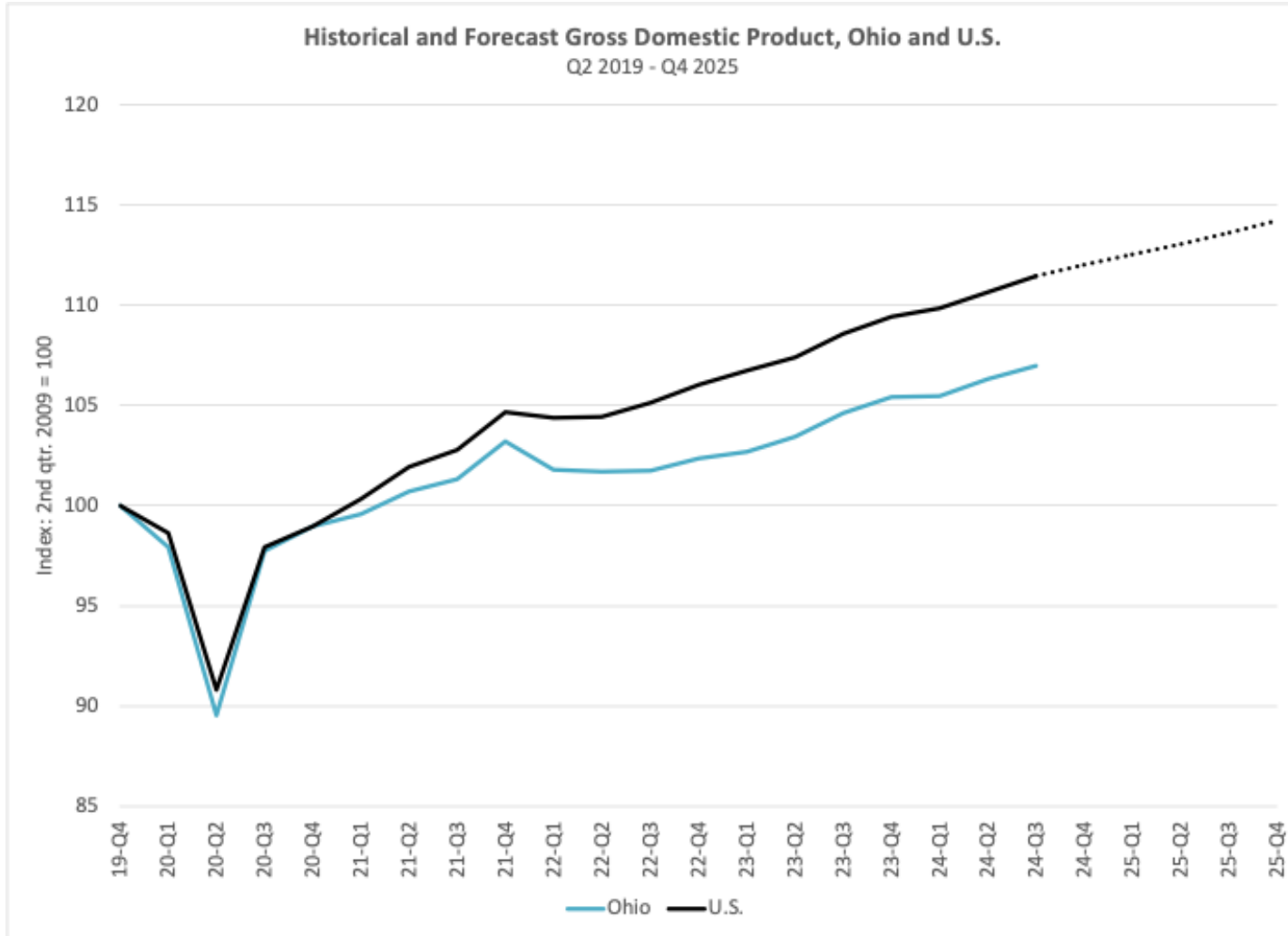
How Is Ohio's Economy Doing?
Ohio Conference of Community Development
January 29, 2025

Bill LaFayette, Ph.D., owner, Regionomics® LLC

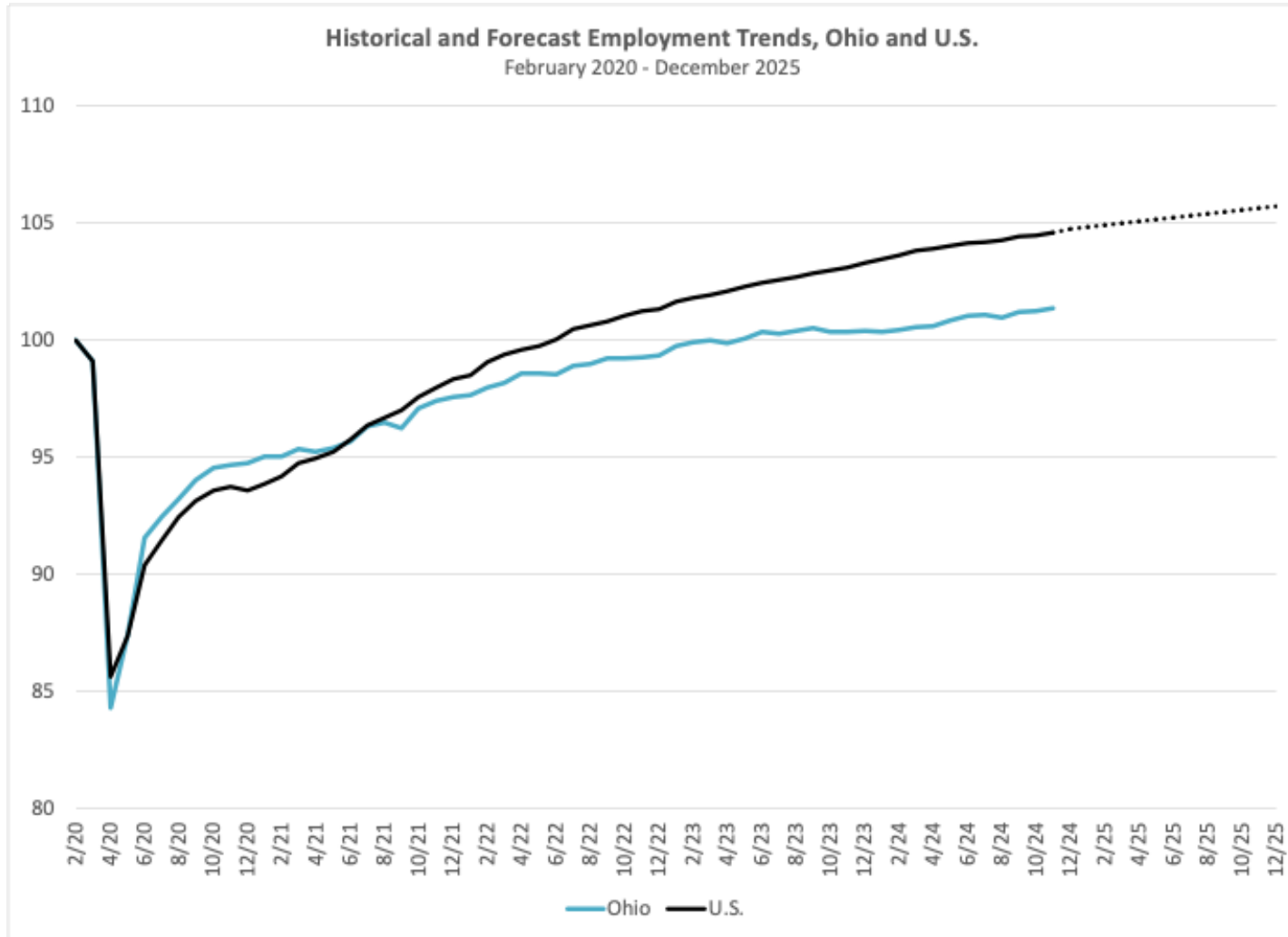


The Ohio economy

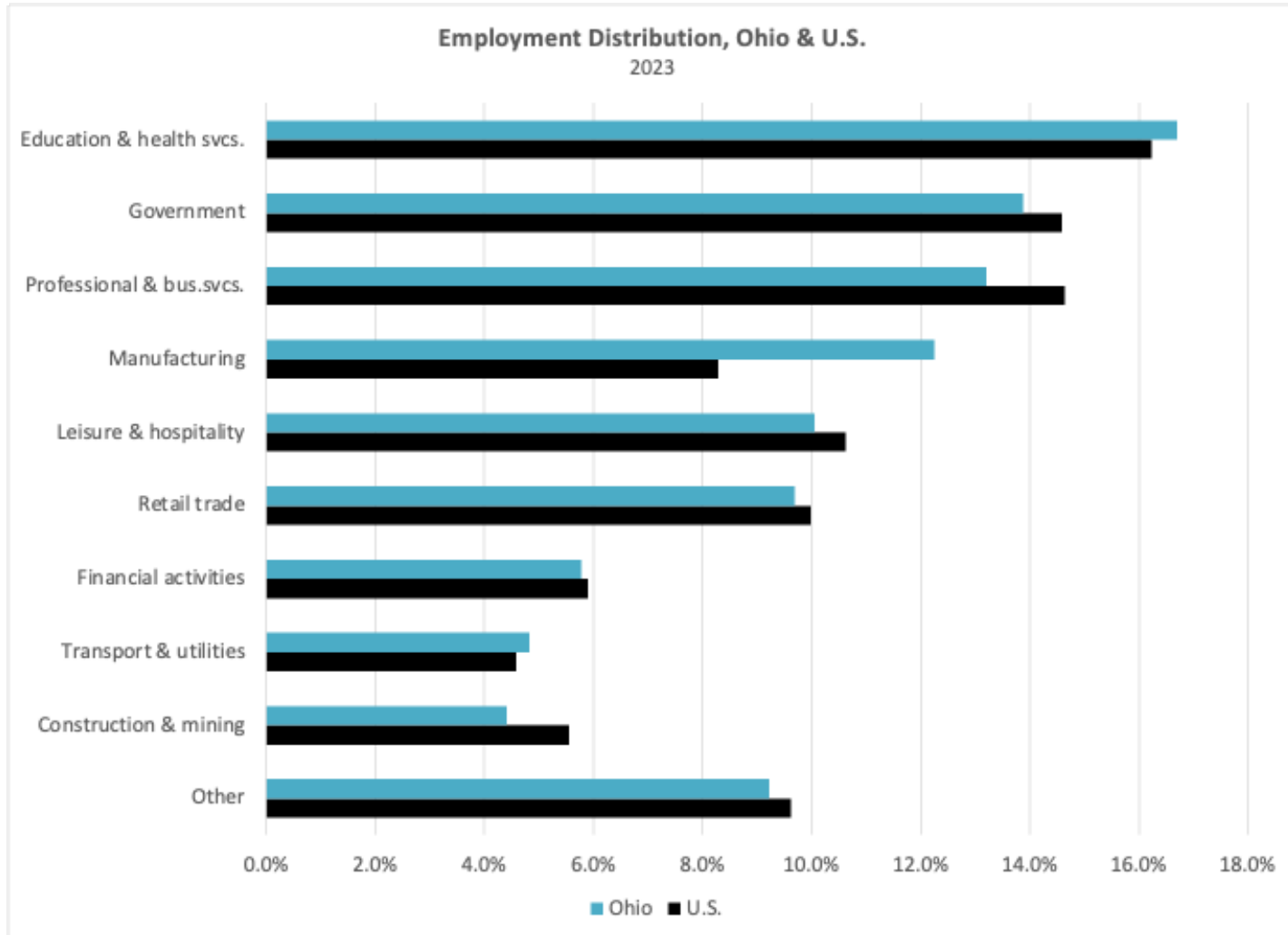
Gross domestic product



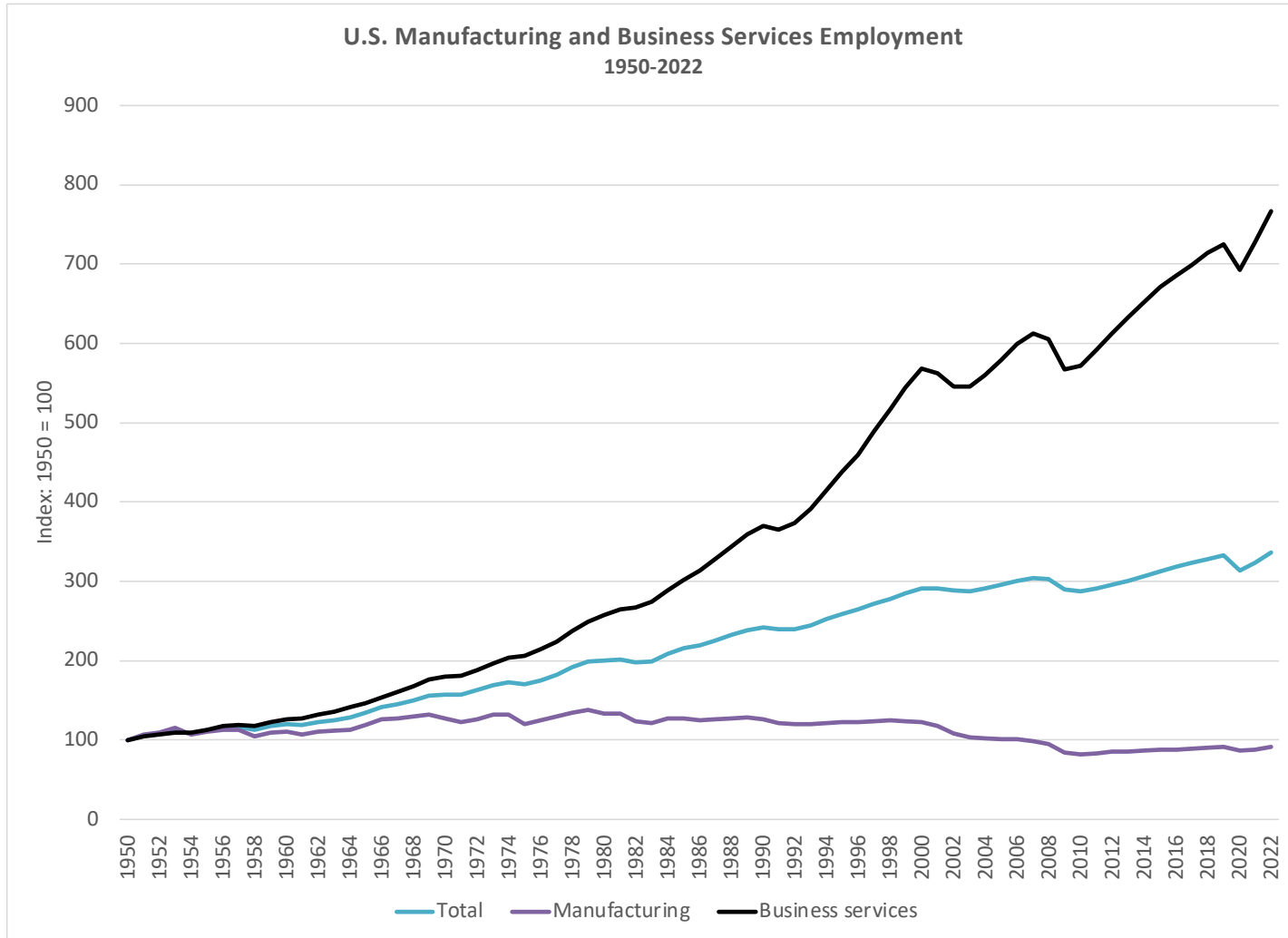
Ohio and U.S. employment



Ohio and U.S. employment distribution



Manufacturing in the knowledge economy



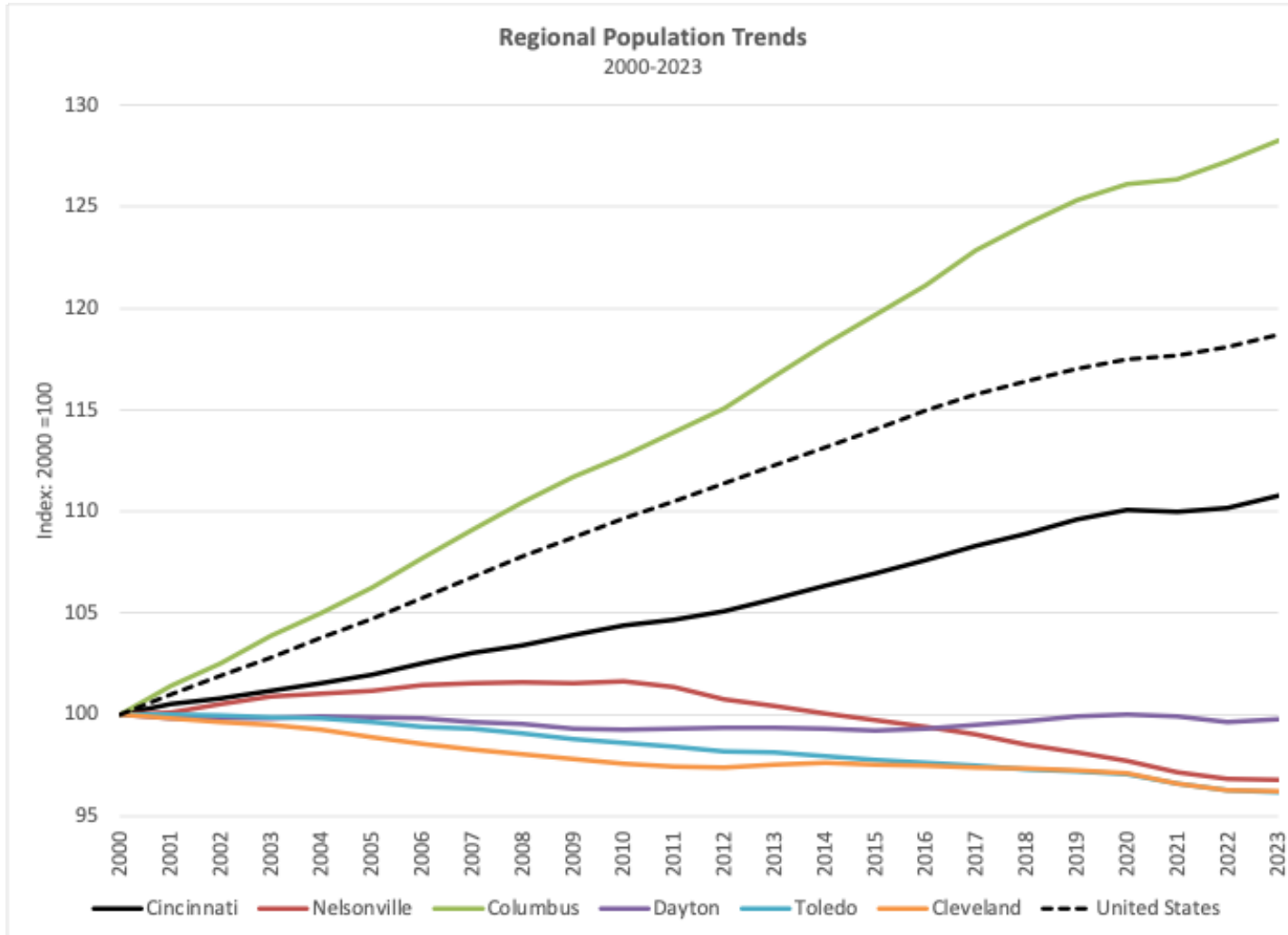


Ohio's local economies

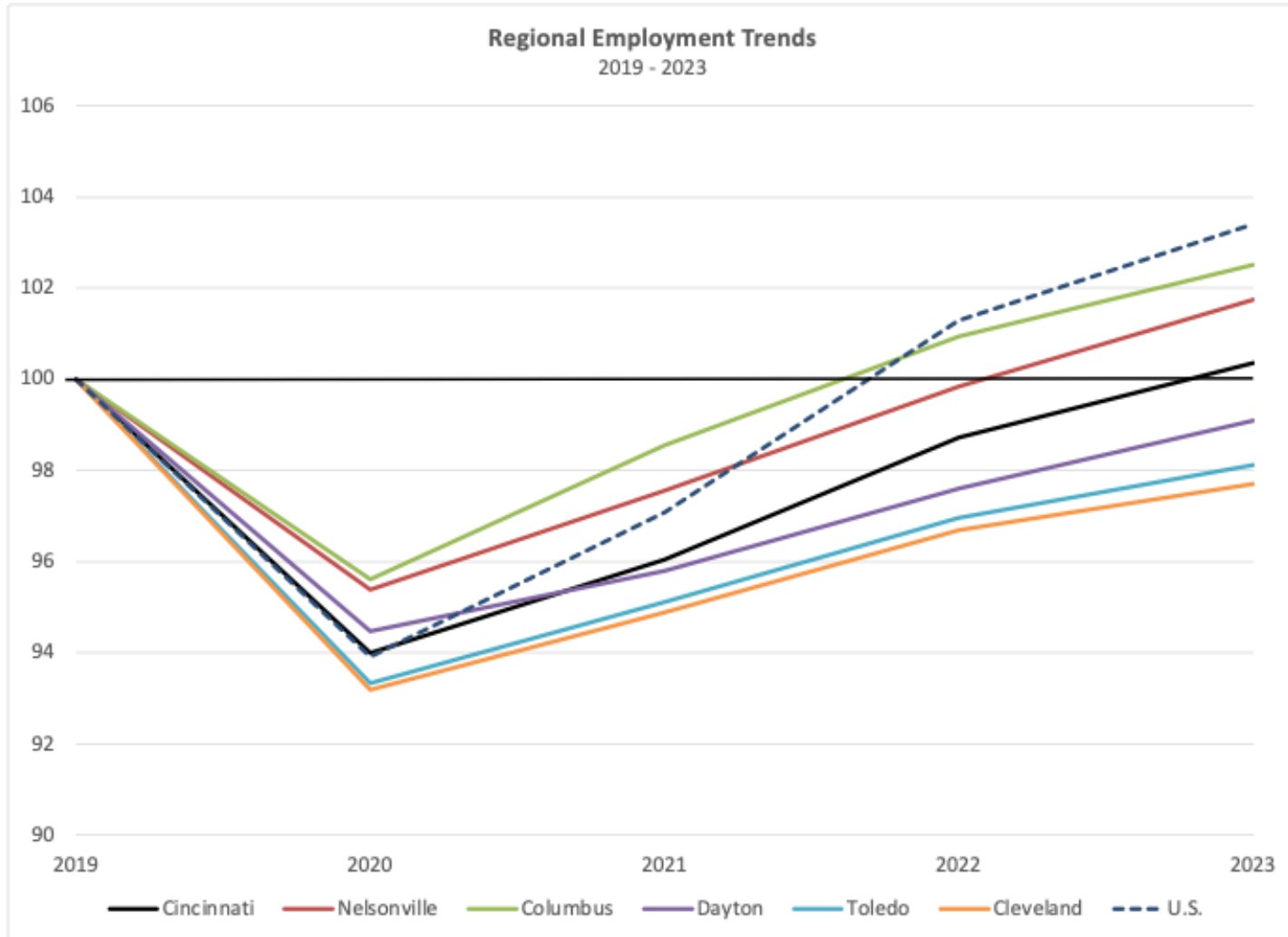
Local economies



Local economies



Local economies



Local economies



Nelsonville (southeast) region

- ▶ **25 counties.**
 - ▶ 324,000 jobs (6.1% of total).
 - ▶ 1 million people (8.5% of total).
- ▶ **High concentrations:**
 - ▶ Manufacturing: 56% above average.
 - ▶ Healthcare: 18% above average.
 - ▶ Natural resources and mining: 21% above average.
 - ▶ Government: 30% above average.
 - ▶ Local government: 49% above average.



Cincinnati (southwest) region

- ▶ **5 counties.**
 - ▶ 846,400 jobs (16% of total).
 - ▶ 1.73 million people (14.7% of total).
- ▶ **High concentrations:**
 - ▶ Manufacturing: 33% above average.
 - ▶ Financial activities: 14% above average.
 - ▶ Professional and business services: 10% above average.



Dayton (west) region

- ▶ **12 counties.**
 - ▶ 554,800 jobs (10.5% of total).
 - ▶ 1.29 million people (10.9% of total).
- ▶ **High concentrations:**
 - ▶ Manufacturing: 97% above average.
 - ▶ Federal government 102% above average.



Local economies



Columbus (central) region

- ▶ **11 counties.**
 - ▶ 1.13 million jobs (21.3% of total).
 - ▶ 2.29 million people (19.4% of total).
- ▶ **Manufacturing concentration 8% below average.**
 - ▶ Despite Honda and its suppliers.
 - ▶ Intel and Anduril employment will go here.
- ▶ **High concentrations:**
 - ▶ State government: 87% above average.
 - ▶ Financial activities (esp. insurance): 14% above average.
 - ▶ Professional & business svcs. (esp corporate headquarters): 10% above average.
 - ▶ Transportation (part of trade, trans., and util.): 63% above average.



Local economies



Toledo (northwest) region

- ▶ **17 counties.**
 - ▶ 543,500 jobs (10.3% of total).
 - ▶ 1.21 million people (10.2% of total).
- ▶ **High concentrations:**
 - ▶ Manufacturing: 138% above average.
 - ▶ Transportation: 17% above average.



Cleveland (northeast) region

- ▶ **18 counties.**
 - ▶ 1.90 million jobs (35.9% of total).
 - ▶ 4.27 million people (36.3% of total).
- ▶ **High concentrations:**
 - ▶ Manufacturing: 63% above average.
 - ▶ Private education and healthcare: 14% above average.





Priorities for Ohio

Priorities for the Ohio economy

- ▶ Improve educational attainment



Priorities for the Ohio economy

- ▶ Improve educational attainment
- ▶ Enhance economic diversification



Priorities for the Ohio economy

- ▶ Improve educational attainment
- ▶ Enhance economic diversification
- ▶ Focus business spending in Ohio



Priorities for the Ohio economy

- ▶ Improve educational attainment
- ▶ Enhance economic diversification
- ▶ Focus business spending in Ohio
- ▶ Preserve and enhance historic spaces



Priorities for the Ohio economy

- ▶ Improve educational attainment
- ▶ Enhance economic diversification
- ▶ Focus business spending in Ohio
- ▶ Preserve and enhance historic spaces
- ▶ Grow locally owned, locally serving businesses



Priorities for the Ohio economy

- ▶ Improve educational attainment
- ▶ Enhance economic diversification
- ▶ Focus business spending in Ohio
- ▶ Preserve and enhance historic spaces
- ▶ Grow locally owned, locally serving businesses
- ▶ Rethink Ohio's local tax structure



Thank you!



Bill LaFayette, Ph.D.

(614) 654.2151

www.regionomicsllc.com

www.facebook.com/Regionomics

www.linkedin.com/company/regionomics-llc

